

EverExceed[®]
power your applications




High Rate MAX Range VRLA

UNIQUE PERFORMANCE AGAINST HIGH TEMPERATURE
15 YEARS DESIGN LIFE



**Premium quality for
uninterruptible application**



www.everexceed.com



SEALED VRLA MONOBLOC AGM BATTERIES

26Ah ~ 250Ah to 1.80VPC @ C10

28Ah ~ 284Ah to 1.75VPC @ C20

The extremely powerful, compact AGM batteries of EverExceed High Rate MAX Range are an ideal power solution for Uninterruptible Power Supply (UPS), emergency lighting, switchgear, telecom and other high rate emergency battery backup required applications. The EverExceed High Rate MAX Range VRLA batteries provides high performance and reliability in fast discharge applications. Our development team combines the market's demand with design optimization, precision component selection and state-of-the-art manufacturing process to produce the most cost effective battery solution for today's applications.

Applicable Operating temperature range:

-40°C(-40°F) to +70°C(+158°F)

Ideal Operating temperature range:

+15°C(+59°F) to +60°C(+140°F)

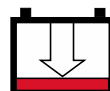
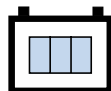
Storage time from a fully charged condition:

12 months at 20°C~25°C / 68°F~77°F. For each 9°C / 15°F rise, reduce the storage time by half.

Applications

High Rate MAX range batteries Incorporate EverExceed's advanced VRLA technology designed for long life and high performance in:

- Uninterruptible Power Supply (UPS)
- Switchgear
- Emergency lighting
- Overhead cranes
- Telecom
- Alarm and security
- Industrial DC power



Innovative Features

- High density optimized positive plate design for maximum service float life - 15 year design life @ 20°C(68°F).
- Nano-Carbon enhanced for improved durability.
- UL Recognized component.
- Valve regulated lead acid battery (VRLA).
- Extreme temperature High-Compression Absorbed Glas Mat technology (AGM) for greater than 99% recombination efficiency.
- Proprietary Fixed Orifice Plate Pasting technology applying active materials on both sides of the grid for consistent cell-to-cell performance, higher density & capacity and uniform grid protection.
- Advanced deep cycle high tin lead alloy, reduces grid corrosion and promotes long battery life.
- Over-sized, through the partition inter-cell welds provide low resistance connections, with minimal power loss.
- Flame arresting, low pressure safety release venting system for individual cells, recognized per U.L. 924.
- Reinforced special high temperature resistant ABS container and cover adopted.
- One-way relief valve, Explosion Resistant.
- Full 3-year free replacement warranty even temperature up to +60°C, 5+ years warranty optional.
- Better high / low performance for outdoor applications, extended service life for non-temperature controlled outdoor enclosures.

Standards and Compliances

- UL Compliant
- NEBS Compliant
- 10+ years plus classification
- Tested in accordance with:
- BS 6290 PART 4 EUROBAT
- Bellcore, TR-NWT-000766
- ANSI, TI: 330

Designed in Quality Manufacturing

Quality manufacturing processes for the High Rate MAX Range batteries incorporate the industry's most advanced technologies including: an automated sealing detection system, a computer controlled "fill by weight" acid filler, and a temperature controlled water bath formation process. Each and every unit is capacity tested.

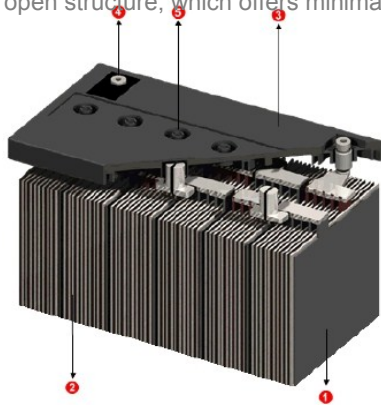
No transport restrictions

- Surface transport. Classified as non-hazardous material as related to DOT-CFR Title 49 parts 171-189.
- Marine transport. Classified as non-hazardous material as per IMDG amendment 27.
- Air transport. Complies with IATA/ICAO, Special provision A67.

CONSTRUCTION - The EverExceed High Rate MAX range battery construction is as shown in the diagram below. The EverExceed High Range Max range positive and negative grids are cast from a high tin lead alloy to reduce grid growth and corrosion. The active material is manufactured from high purity lead (99.9999%) to minimize the negative effects of impurities.

The EverExceed High Rate MAX Range battery separator adopted is top quality mat of random woven acid resistant glass fibres, which acts as sponge - soaking up and immobilizing the electrolyte whilst maintaining good acid to plate contact and availability during discharge. "U wrapping" is employed to eliminate the risk of short circuits due to mossing and debris at the bottom of the cell.

The purpose of the separator is to maintain a constant distance between the positive and negative plates, thus removing the possibility of short circuits whilst allowing the active material to fully react with the electrolyte. The random weaving also results in an open structure, which offers minimal resistance to the flow of electrolyte during filling.



- ❶ **Plates:** High Tin Pb alloy, optimized for high corrosion resistance.
- ❷ **Separator:** Highly porous glass micro-fibre separator, optimized for low internal resistance, for maximum absorption of the electrolyte and for electrical separation of the positive and negative plates.
- ❸ **Standard housing:** Reinforced special high temperature resistant ABS container and cover adopted.
- ❹ **Terminals:** Silver plated copper female insert for easy and safe assembly and maintenance free connection with Excellent conductivity.
- ❺ **Valves:** Release gas in case of excess pressure and protects the cell against atmosphere.

ELECTROLYTE FILLING - Special production and stringent QC systems are utilized to ensure the electrolyte saturation is optimized for each cell.

Measured high vacuum acid fill, reduces electrical variability between cells. The battery design and construction negates the need for electrolyte addition and the battery remains maintenance free throughout its design life.

SAFETY RELEASE VALVE - The battery will operate above atmospheric pressure under normal operating conditions, however the maximum pressure is governed by the safety one-way release valve. Open is activated by pressures in excess of approx. 2 psi (14 Kpa), resealing at approx. 1.2 psi (8.4Kpa).

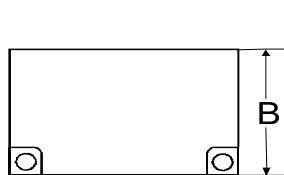
GAS RECOMBINATION - The gasses generated during normal operation of the battery are internally recombined. In fact more than 99% of the gas achieves recombination.

TERMINAL CONSTRUCTION - The contact quality between the insert terminal and the lead post is of vital importance during short duration / high Amp discharges. Elevated terminal temperatures are the result of poor contact, eventually causing seal degradation and electrolyte leaks.



EverExceed's design and assembly technique for terminal casting ensures trouble free operation for the design life of the battery.

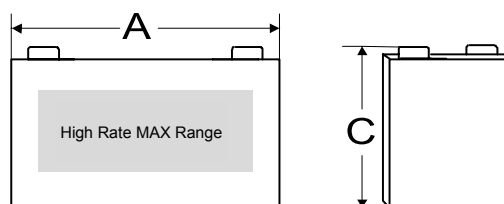
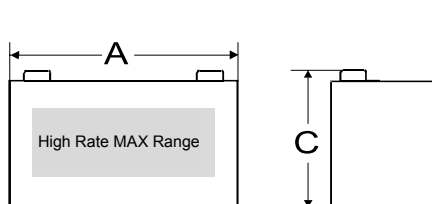
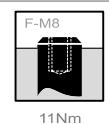
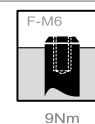
- HRM-1226
- HRM-1235
- HRM-1255
- HRM-1270
- HRM-1280
- HRM-1290
- HRM-12100
- HRM-12110
- HRM-12120
- HRM-12135
- HRM-12150
- HRM-12160
- HRM-12180
- HRM-12200
- HRM-12230
- HRM-12250



- HRM-6120
- HRM-6150
- HRM-6180
- HRM-6200



Terminal and torque



High Rate MAX Range Electrical Specifications & Dimensions

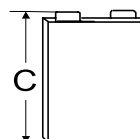
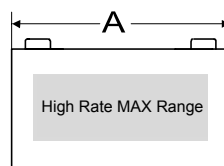
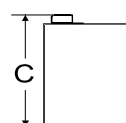
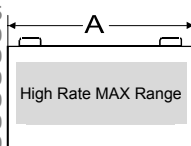
Battery Model	Nom. Voltage (V)	Capacity C10 1.80VPC	Capacity C20 1.75VPC	15 min. WPC 1.67VPC	Short Circuit Amps @0.1sec	Internal Resistance Milliohms	Terminal Type	Battery Weight (kg/lb)	Outline Dimensions (mm/inch)						
									Length		Width		Height		
HRM-1226	12	26	28	95.8	1315	8.0	F-M6	9.5	20.9	166	6.54	126	4.96	175	6.9
HRM-1235	12	35	36	140	2140	7.0	F-M6	10.9	24	195	7.68	130	5.12	165	6.5
HRM-1255	12	55	59	203	2410	5.6	F-M6	17.5	38.6	228	8.98	137	5.39	213	8.39
HRM-1270	12	70	81.2	280	2880	5.0	F-M6	23.0	50.7	259	10.2	168	6.62	215	8.5
HRM-1280	12	80	86.8	295	3200	4.5	F-M6	23.7	52.3	259	10.2	168	6.62	215	8.5
HRM-1290	12	90	99.2	325	3500	4.0	F-M6	30.0	66.2	305	12	168	6.62	215	8.5
HRM-12100	12	100	114	350	3500	3.5	F-M6	31.0	68.4	305	12	168	6.62	215	8.5
HRM-12110	12	110	125	400	4200	3.2	F-M6	33.0	72.6	332	13.1	174	6.86	220	8.67
HRM-12120	12	120	136	430	4500	3.1	F-M6	35.0	77.2	408	16.1	175	6.9	210	8.27
HRM-12135	12	135	153	485	4600	2.7	F-M8	42.0	92.6	340	13.4	173	6.81	288	11.3
HRM-12150	12	150	162	506	5000	2.5	F-M8	45	99.2	480	18.9	170	6.7	240	9.45
HRM-12160	12	160	173	540	5200	2.0	F-M8	52.2	115	480	18.9	170	6.7	240	9.45
HRM-12180	12	180	195	615	5500	1.8	F-M8	60.5	133	520	20.5	238	9.37	220	8.67
HRM-12200	12	200	228	700	6000	1.8	F-M8	65	143	520	20.5	238	9.37	220	8.67
HRM-12230	12	230	262	800	6300	1.5	F-M8	70	155	520	20.5	269	10.6	210	8.27
HRM-12250	12	250	284	860	6600	1.2	F-M8	74	163	520	20.5	269	10.6	225	8.86
HRM-6120	6	120	130	411	4500	3.0	F-M6	16	35.2	193	7.6	168	6.61	205	8.06
HRM-6150	6	150	162	506	5000	2.5	F-M8	25	55.1	260	10.2	180	7.09	252	9.92
HRM-6180	6	180	206	615	5500	2.0	F-M8	28	61.7	306	12	168	6.61	228	8.98
HRM-6200	6	200	228	700	6000	1.8	F-M8	31	68.4	320	12.6	173	6.82	230	9.06

Actual battery performance data may be ±5% of figures shown above.

HRM-1226
HRM-1235
HRM-1255
HRM-1270
HRM-1280
HRM-1290
HRM-12100
HRM-12110
HRM-12120
HRM-12135
HRM-12150
HRM-12160
HRM-12180
HRM-12200
HRM-12230
HRM-12250



HRM-6120
HRM-6150
HRM-6180
HRM-6200



Battery Model	BCI Group Size
HRM-1233	U1
HRM-1255	22NF
HRM-1270	24
HRM-1280	24
HRM-1290	27
HRM-12100	27
HRM-12110	31
HRM-12160	4D
HRM-12230	8D
HRM-6200	4



High Rate MAX Range Discharge Amperes Minutes / Hours Data @ 25°C

Battery Model	End VPC	Discharge Data Amperes														
		Discharge Time In Minutes					Discharge Time In Hours									
		5	15	30	45	60	2	3	5	8	10	12	20	24	72	100
HRM-1226	1.90	55	35.5	24.2	19.6	15.1	8.95	6.52	4.25	2.82	2.31	1.96	1.23	1.04	0.37	0.25
	1.85	67.6	41.4	27.2	22.1	16.9	9.81	7.11	4.62	3.07	2.51	2.13	1.34	1.13	0.4	0.28
	1.80	77.9	45.4	29.3	23.5	17.7	10.3	7.39	4.79	3.18	2.6	2.21	1.38	1.17	0.41	0.29
	1.75	86.2	47.7	30.3	24.3	18.2	10.5	7.55	4.89	3.23	2.64	2.24	1.4	1.19	0.42	0.3
HRM-1235	1.90	95.1	50.3	32.8	26.2	19.8	12	8.77	5.68	3.7	2.98	2.6	1.55	1.3	0.46	0.33
	1.85	110	60.3	37.2	29.7	22.4	12.9	9.18	5.99	3.91	3.17	2.74	1.68	1.41	0.49	0.36
	1.80	123	66.9	40.6	32.5	24.4	13.5	9.62	6.16	4.05	3.5	2.83	1.76	1.48	0.5	0.37
	1.75	132	73.4	43.7	34.6	25.7	14.2	9.91	6.34	4.16	3.35	2.86	1.8	1.51	0.51	0.37
HRM-1255	1.90	142	85	55.7	42.2	34	19.7	14.1	9.1	6.02	4.87	4.13	2.57	2.16	0.76	0.55
	1.85	166	98	62.7	47	37.4	21.5	15.3	9.8	6.5	5.29	4.48	2.79	2.36	0.82	0.61
	1.80	187	108	67.2	50.1	39.7	22.6	16	10.3	6.71	5.5	4.66	2.9	2.44	0.85	0.63
	1.75	206	113	69.9	51.8	40.8	23.1	16.4	10.5	6.93	5.61	4.73	2.95	2.48	0.86	0.64
HRM-1270	1.90	137	97.5	66.1	54.2	42.2	26.3	18.6	12.5	8.36	6.93	5.87	3.57	2.98	1.02	0.74
	1.85	175	120	75.9	61.4	47.1	27.6	19.8	13.1	8.68	6.95	6.06	3.79	3.18	1.1	0.8
	1.80	206	131	83.5	67.2	51	29.3	20.9	13.7	9.11	7.0	6.35	3.99	3.33	1.15	0.84
	1.75	230	141	87.8	70.5	53	30.3	21.6	13.8	9.32	7.69	6.51	4.06	3.42	1.17	0.85
HRM-1280	1.90	145	104	70.6	57.8	45.1	28	20.1	13.4	9.04	7.4	6.27	3.8	3.18	1.08	0.8
	1.85	186	127	81	65.6	50.3	29.5	21.1	14	9.32	7.63	6.46	4.04	3.4	1.18	0.86
	1.80	220	140	89	71.7	54.3	31.2	22.3	14.5	9.73	8	6.78	4.24	3.57	1.22	0.89
	1.75	245	152	93.7	75.1	56.7	32.4	23	14.9	10	8.21	6.95	4.34	3.64	1.25	0.9
HRM-1290	1.90	163	114	76.7	61.7	46.7	28.7	20.8	13.9	9.54	7.84	6.68	4.32	3.65	1.26	0.92
	1.85	207	136	86.9	70.3	53.8	31.8	23.2	15.2	10.3	8.57	7.33	4.63	3.89	1.36	0.98
	1.80	250	149	95.8	76.7	57.6	34.2	24.8	16.2	10.8	9	7.61	4.85	4.07	1.41	1.01
	1.75	285	162	101	81.3	61.2	35	25.4	16.7	11.1	9.19	7.86	4.96	4.15	1.42	1.04
HRM-12100	1.90	177	125	85.2	69.3	53.4	32.8	23.9	15.9	10.8	8.98	7.65	4.93	4.15	1.43	1.03
	1.85	231	155	105	83.5	62.5	35.7	25.9	17	11.5	9.59	8.22	5.31	4.45	1.56	1.13
	1.80	273	172	113	90.3	68.3	38.6	27.5	18	12.2	10	8.61	5.56	4.66	1.61	1.17
	1.75	311	184	119	94.5	69.9	39.5	28.4	18.4	12.5	10.3	8.85	5.68	4.76	1.63	1.18
HRM-12110	1.90	195	138	93.8	76.3	58.8	36.1	26.3	17.5	11.9	9.88	8.41	5.42	4.57	1.58	1.14
	1.85	253	170	115	91.9	68.8	39.2	28.5	18.8	12.6	10.5	9.03	5.84	4.9	1.72	1.24
	1.80	300	189	124	99.4	75.1	42.5	30.2	19.8	13.4	11	9.48	6.11	5.13	1.77	1.28
	1.75	342	202	132	104	76.9	43.5	31.3	20.2	13.8	11.4	9.74	6.25	5.24	1.78	1.3
HRM-12120	1.90	212	149	102	82.9	63.8	39.3	28.5	19	12.9	10.7	9.15	5.9	4.96	1.71	1.23
	1.85	276	185	125	99.8	74.7	42.7	31	20.4	13.7	11.4	9.83	6.34	5.32	1.86	1.35
	1.80	326	205	135	108	81.6	46.2	32.8	21.5	14.5	12.0	10.3	6.65	5.57	1.92	1.4
	1.75	372	220	143	113	83.5	47.3	34	22	14.9	12.3	10.6	6.79	5.69	1.95	1.42
HRM-12135	1.90	238	169	115	93.5	72	44.2	32.2	21.4	14.5	12.1	10.3	6.65	5.59	1.93	1.4
	1.85	312	208	141	113	84.3	48.1	34.9	23	15.4	12.9	11.1	7.15	6	2.1	1.52
	1.80	368	231	152	121	92	52.1	37	24.3	16.3	13.5	11.6	7.49	6.28	2.17	1.59
	1.75	420	247	161	127	94.2	53.3	38.3	24.7	16.9	14	11.9	7.66	6.42	2.2	1.6

Actual Battery Discharge Data may be +/-5% of figures shown above.



High Rate MAX Range Discharge Amperes Minutes / Hours Data @ 25°C

Battery Model	End VPC	Discharge Data Amperes														
		Discharge Time In Minutes					Discharge Time In Hours									
		5	15	30	45	60	2	3	5	8	10	12	20	24	72	100
HRM-12150	1.90	250	183	132	109	85	50.9	37.2	24.4	16.2	13.3	11.3	7.1	5.99	2.13	1.54
	1.85	313	188	152	123	95.8	55.4	40.9	26.7	17.6	14.4	12.3	7.72	6.52	2.32	1.69
	1.80	374	223	172	136	103	59.6	42.6	27.7	18.3	15	12.8	8.01	6.77	2.41	1.75
	1.75	423	260	181	144	107	61	43.8	28.3	19.2	15.3	12.9	8.12	6.86	2.43	1.78
HRM-12160	1.90	267	196	141	117	90.9	54.4	39.8	26.1	17.3	14.2	12.1	7.59	6.4	2.27	1.65
	1.85	334	201	162	132	102	59.1	43.7	28.4	18.8	15.4	13.2	8.25	6.96	2.48	1.81
	1.80	400	239	184	145	109	63.7	45.5	29.6	19.6	16	13.7	8.55	7.23	2.57	1.87
	1.75	452	278	194	154	114	65.2	46.8	30.2	20.5	16.3	13.8	8.67	7.33	2.59	1.9
HRM-12180	1.90	300	220	157	131	102	61.1	44.7	29.3	19.4	16	13.6	8.53	7.19	2.55	1.85
	1.85	375	226	182	148	115	66.4	49	31.9	21.1	17.2	14.8	9.27	7.83	2.78	2.03
	1.80	449	268	207	163	123	71.6	51.1	33.3	22	18	15.4	9.6	8.13	2.89	2.1
	1.75	508	313	218	172	127	73.2	52.6	33.8	23.1	18.3	15.5	9.74	8.23	2.91	2.13
HRM-12200	1.90	284	235	169	139	107	65.6	47.7	31.7	21.6	18	15.3	9.89	8.31	2.85	2.07
	1.85	377	282	198	161	125	71.3	51.7	34.1	23.1	19.2	16.5	10.6	8.91	3.1	2.25
	1.80	475	327	223	180	136	77.3	54.9	35.9	24.2	20	17.3	11.1	9.33	3.22	2.33
	1.75	516	355	236	189	140	79	56.8	36.8	25	20.7	17.7	11.4	9.52	3.26	2.36
HRM-12230	1.90	328	271	195	159	123	75.6	55	36.5	24.9	20.7	17.6	11.4	9.58	3.29	2.38
	1.85	435	325	228	186	145	82.1	59.5	39.3	26.5	22.1	19	12.2	10.3	3.58	2.6
	1.80	548	377	256	207	157	89	63.2	41.3	27.9	23	19.9	12.9	10.7	3.7	2.69
	1.75	594	409	272	217	161	91	65.5	42.5	28.8	23.8	20.4	13.1	11	3.76	2.72
HRM-12250	1.90	357	295	212	173	134	82.2	59.8	39.7	27.1	22.5	19.1	12.4	10.4	3.58	2.59
	1.85	473	353	248	202	158	89.2	64.7	42.7	28.8	24	20.7	13.3	11.2	3.89	2.83
	1.80	596	410	278	225	171	96.7	68.7	44.9	30.3	25	21.6	14	11.6	4.02	2.92
	1.75	646	445	296	236	175	98.9	71.2	46.2	31.3	25.9	22.2	14.2	12	4.09	2.96
HRM-6120	1.90	200	147	105	87.2	68	40.7	29.8	19.5	12.9	10.6	9.06	5.68	4.79	1.7	1.23
	1.85	250	150	122	98.4	76.7	44.3	32.7	21.3	14.1	11.5	9.84	6.17	5.21	1.86	1.36
	1.80	300	179	137	109	82	47.7	34.1	22.2	14.7	12	10.3	6.41	5.41	1.93	1.4
	1.75	338	208	145	115	85.3	48.8	35.1	22.6	15.4	12.3	10.4	6.49	5.49	1.94	1.42
HRM-6150	1.90	250	183	132	109	85	50.9	37.2	24.4	16.2	13.3	11.3	7.1	5.99	2.13	1.54
	1.85	313	188	152	123	95.8	55.4	40.9	26.7	17.6	14.4	12.3	7.72	6.52	2.32	1.69
	1.80	374	223	172	136	103	59.6	42.6	27.7	18.3	15	12.8	8.01	6.77	2.41	1.75
	1.75	423	260	181	144	107	61	43.8	28.3	19.2	15.3	12.9	8.12	6.86	2.43	1.78
HRM-6180	1.90	256	212	153	125	96.4	59.1	43.1	28.6	19.5	16.2	13.9	8.92	7.5	2.57	1.87
	1.85	341	254	179	146	113	64.3	46.7	30.8	20.8	17.3	14.9	9.54	8.04	2.8	2.03
	1.80	428	295	201	162	123	69.7	49.6	32.4	21.9	18	15.6	10	8.42	2.91	2.11
	1.75	466	320	213	170	126	71.3	51.3	33.3	22.6	18.7	15.9	10.3	8.59	2.94	2.13
HRM-6200	1.90	284	235	169	139	107	65.6	47.7	31.7	21.6	18	15.3	9.9	8.31	2.85	2.07
	1.85	377	282	198	161	125	71.3	51.7	34.1	23.1	19.2	16.5	10.6	8.91	3.1	2.25
	1.80	475	327	223	180	136	77.3	54.9	35.9	24.2	20	17.3	11.1	9.33	3.22	2.33
	1.75	516	355	236	189	140	79	56.8	36.8	25	20.7	17.7	11.4	9.52	3.26	2.36

Actual Battery Discharge Data may be +/-5% of figures shown above.



High Rate MAX Range Discharge Watts Per Cell (WPC) Data @ 25°C

Battery Model	End VPC	Discharge Data Watts Per Cell @ 25°C									
		Discharge Time In Minutes									
		5	10	15	20	30	40	45	50	60	90
HRM-1226	1.75	156	111	88.5	73.3	56.8	45.8	42.6	39	34.5	25.4
	1.70	166	114	92.7	75	57.7	46.5	43.5	40.1	34.9	25.6
	1.67	171	115	95.8	75.6	58.2	47.2	44.3	40.8	35.5	25.8
	1.65	172	116	96.3	76.3	59	47.7	45	41.2	35.9	26.1
	1.60	175	118	99.4	78.2	61.3	48	45.4	41.4	36.8	26.4
HRM-1235	1.75	268	181	138	114	85.2	68.2	62.5	57	48.6	35.5
	1.70	280	183	139	115	86.4	69.3	63.2	57.4	49.2	35.8
	1.67	285	185	140	116	88.1	71	63.6	58	49.6	36.2
	1.65	288	188	142	118	89.5	71.6	64.5	58.7	50.2	36.7
HRM-1255	1.75	310	236	195	156	118	96.5	90	83.5	72	52.1
	1.70	323	242	200	161	121	98.6	90.7	84.1	73	53.2
	1.67	335	246	203	166	123	99.5	92	85	73.5	53.7
HRM-1270	1.65	342	250	204	168	124	100.1	93.7	86.2	74.5	54.3
	1.60	350	254	206	170	126	103	94.8	88	76.3	55.1
	1.75	380	320	269	220	168	132	119	111	92.8	72.3
	1.70	410	345	278	223	170	134	121	113	95.2	75
	1.67	445	358	280	227	172	135	123	114	98	76.2
HRM-1280	1.65	465	360	284	230	174	138	125	116	101	77.1
	1.60	480	368	285	232	175	139	126	118	103	79.5
	1.75	436	340	280	230	172	134	123	115	99.7	74.2
	1.70	461	366	288	236	175	136	125	116	101	76.3
	1.67	475	376	295	239	178	138	126	118	102	77.5
HRM-1290	1.65	480	380	298	242	180	140	128	119	103	78.7
	1.60	490	388	303	274	182	142	130	120	104	81.2
	1.75	529	390	312	260	195	154	142	131	115	83.3
	1.70	560	398	320	265	196	158	146	134	118	87.2
HRM-12100	1.67	588	415	325	270	199	161	148	136	120	89.5
	1.65	593	420	330	272	202	163	150	139	123	91.6
	1.60	620	430	335	276	205	165	155	141	124	92.5
	1.75	558	398	328	278	220	182	165	151	131	93.7
	1.70	595	408	340	286	229	186	169	155	133	94.6
HRM-12110	1.67	605	423	350	295	236	192	173	157	135	95.8
	1.65	620	430	362	301	240	195	176	161	138	97
	1.60	635	439	375	305	245	199	180	163	140	98.1
	1.75	605	460	378	313	230	209	190	170	148	107
	1.70	646	485	390	320	235	212	193	172	149	109
HRM-12120	1.67	668	498	400	328	237	215	196	175	151	110
	1.65	690	506	407	332	240	218	198	178	153	113
	1.60	711	519	413	336	241	220	200	179	155	115
	1.75	635	482	390	342	255	228	211	188	163	119
	1.70	675	508	405	349	259	231	214	190	165	121
HRM-12135	1.67	680	523	430	358	264	235	216	194	166	123
	1.65	719	531	434	362	266	237	218	196	168	124
	1.60	738	544	439	368	268	240	221	197	170	126
	1.75	685	516	440	383	300	246	225	212	191	141
	1.70	725	543	470	400	308	251	233	218	195	143
HRM-12135	1.67	750	578	485	410	316	256	238	223	198	144
	1.65	771	590	496	416	320	260	240	226	200	146
	1.60	785	608	510	425	326	265	243	228	201	148

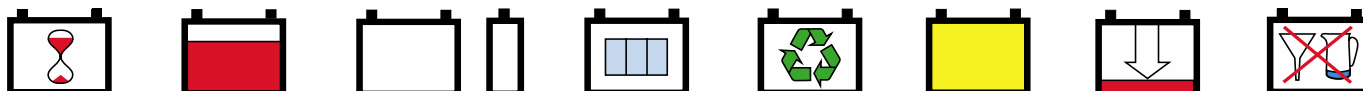
Actual Battery Discharge Data may be +/-5% of figures shown above.

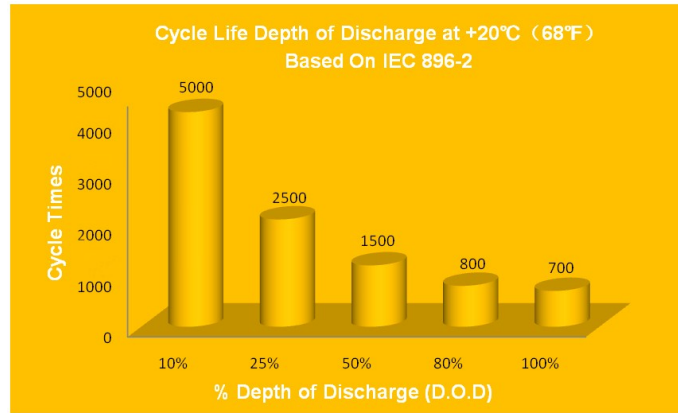


High Rate MAX Range Discharge Watts Per Cell (WPC) Data @ 25°C

Battery Model	End VPC	Discharge Data Watts Per Cell @ 25°C									
		Discharge Time In Minutes									
		5	10	15	20	30	40	45	50	60	90
HRM-12150	1.75	766	580	462	426	327	268	248	230	205	155
	1.70	805	608	490	445	331	274	254	236	211	158
	1.67	836	625	506	455	340	280	258	237	215	161
	1.65	860	638	510	462	346	286	261	239	216	163
	1.60	878	650	520	473	352	290	263	240	218	165
HRM-12160	1.75	854	638	488	446	345	282	260	240	212	163
	1.70	905	664	519	467	348	289	266	243	218	166
	1.67	928	680	540	478	356	295	271	245	224	170
	1.65	950	693	550	486	360	301	274	248	226	173
HRM-12180	1.75	970	708	565	500	388	316	293	269	251	188
	1.70	1008	743	594	520	402	325	302	277	259	193
	1.67	1025	771	615	536	413	332	306	282	264	196
	1.65	1055	785	640	546	420	339	310	286	268	199
HRM-12200	1.75	1088	801	645	556	430	348	325	296	276	206
	1.70	1153	825	675	580	452	369	340	310	289	217
	1.67	1169	836	700	598	465	380	346	318	296	225
	1.65	1190	869	723	609	472	388	353	326	303	230
HRM-12230	1.75	1283	945	750	626	494	405	373	341	318	237
	1.70	1347	993	778	665	520	429	391	356	332	250
	1.67	1370	1030	800	686	535	440	398	366	341	259
	1.65	1396	1062	822	704	543	450	406	375	349	265
HRM-12250	1.75	1386	1021	814	680	536	440	406	371	346	258
	1.70	1455	1074	845	722	565	466	425	387	361	272
	1.67	1480	1115	860	745	582	478	433	398	371	280
	1.65	1510	1150	892	765	591	489	441	409	380	286
HRM-6120	1.75	647	472	377	334	259	212	196	179	168	126
	1.70	673	496	396	347	269	217	202	185	173	130
	1.67	683	514	411	357	276	222	205	189	177	131
	1.65	704	524	427	364	281	227	207	191	180	133
HRM-6150	1.75	766	580	462	426	327	268	248	230	205	155
	1.70	805	608	490	445	331	274	254	236	211	158
	1.67	836	625	506	455	340	280	258	237	215	161
	1.65	860	638	510	462	346	286	261	239	216	163
	1.60	878	650	520	473	352	290	263	240	218	165
HRM-6180	1.75	970	708	565	500	388	316	293	269	251	188
	1.70	1008	743	594	520	402	325	302	277	259	193
	1.67	1025	771	615	536	413	332	306	282	264	196
	1.65	1055	785	640	546	420	339	310	286	268	199
	1.60	1086	809	669	559	428	345	313	290	271	201
HRM-6200	1.75	1088	801	633	556	430	348	325	296	276	206
	1.70	1153	825	675	580	452	369	340	310	289	217
	1.67	1169	836	700	598	465	380	346	318	296	225
	1.65	1190	869	723	609	472	388	353	326	303	230
	1.60	1215	908	742	618	486	398	360	335	312	233

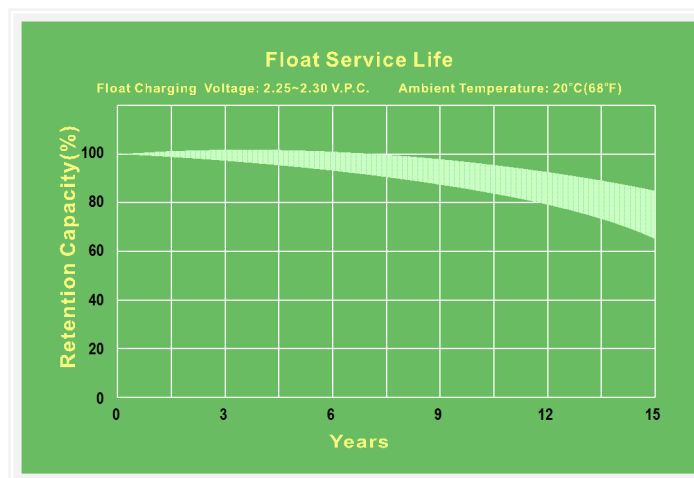
Actual Battery Discharge Data may be +/-5% of figures shown above.





TYPICAL CYCLIC PERFORMANCE

CAPACITY	CYCLES
100%	700
80%	800
50%	1500
25%	2500
10%	5000



Float Voltage & charging

Constant Voltage charging is recommended

Recommended float voltage: 2.27VPC @ 25°C(77°F)

Float Voltage Range: 2.25VPC to 2.30 VPC @ 25°C(77°F)

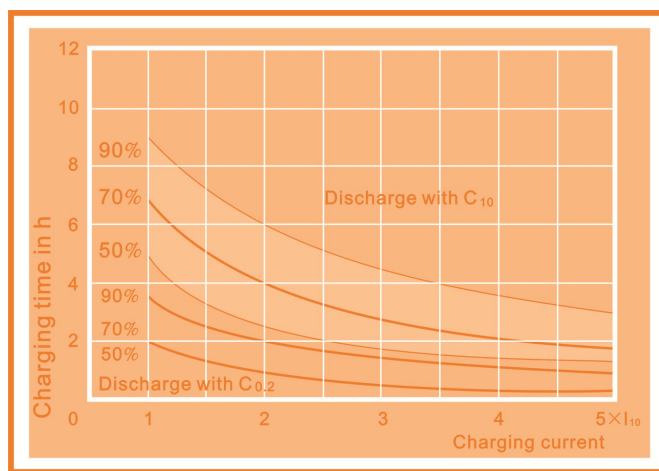
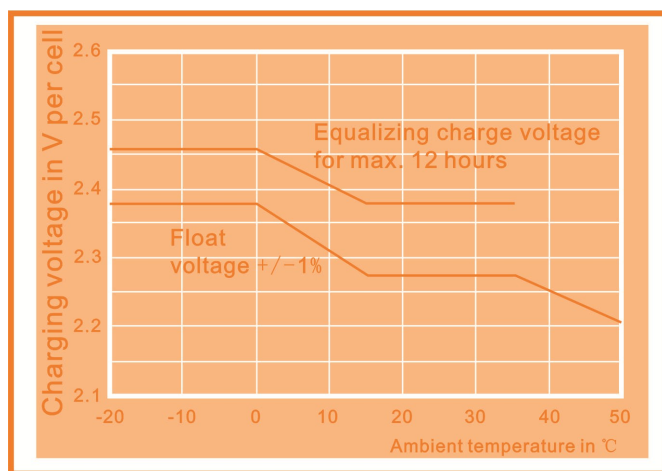
Equalize voltage: 2.35VPC for 12 Hours

Temperature compensation:

Apply for temperature range of 0°C / 32°F to 40°C / 104°F.

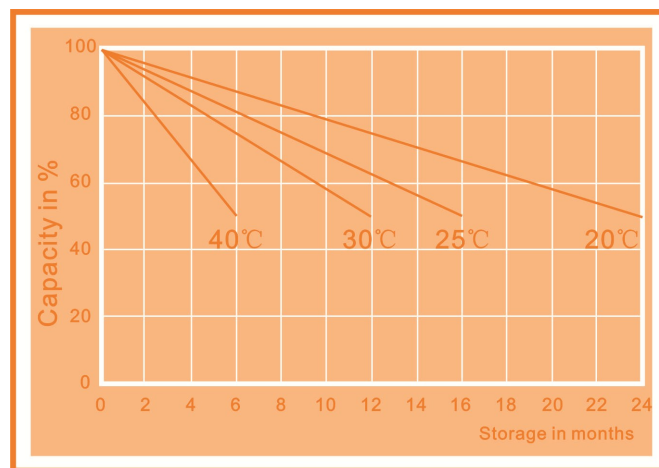
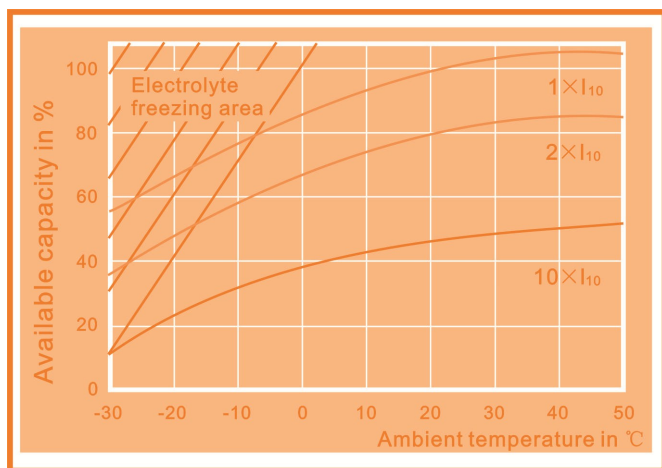
Subtract 3 mV / °C / cell or 1.7 mV / °F / cell, above 25°C / 77°F.

Add 3mV / °C / cell or 1.7 mV / °F / cell, below 25°C / 77°F.



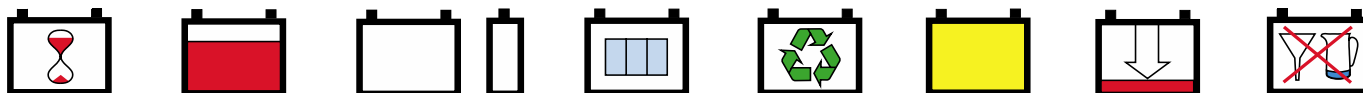
For charging 2.27 V/cell is recommended. The charging voltage must be compensated according to the curve for continuously different battery ambient temperature.

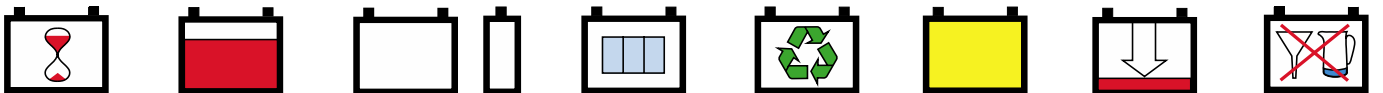
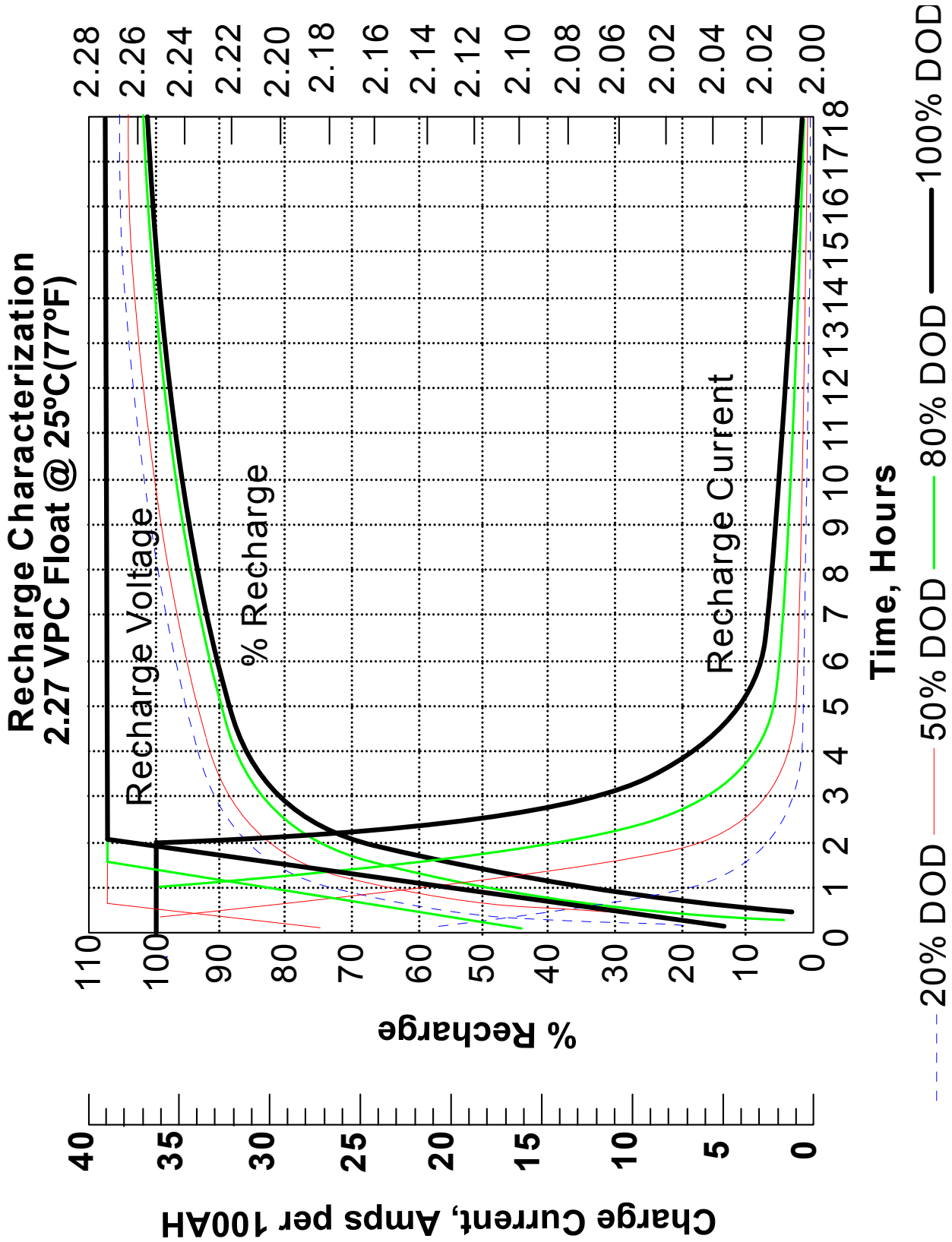
Recharging time in dependence of charging current (guide values) for up to 50, 70 and 90% of capacity at 20°C and with a charging voltage of 2.27 V/cell.



Extracted capacity in relation to the temperature.

Self-discharge in relation to the storage temperature.





EverExceed[®]

power your applications



***Supplied Worldwide by
EverExceed Corporation***

